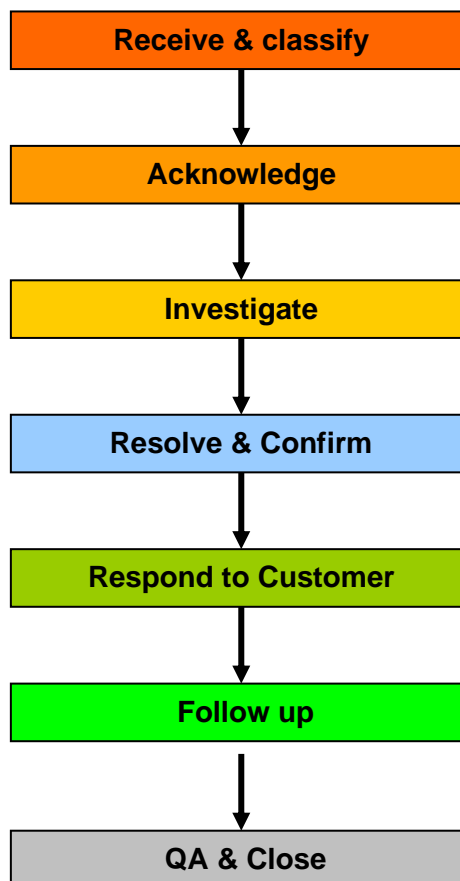
	AUTHORISED BY:	DOCUMENT REF:	IP019
	Tina Massey	ISSUE NUMBER:	0.2
		DATE:	18.01.2021
Complaint Handling Procedure			Page 1 of

Overview	<ul style="list-style-type: none"> ○ This is the official Complaint Handling Procedure across Pentraeth Fire & Security Ltd
Objectives	<ul style="list-style-type: none"> ○ To deliver a consistent, high-quality and accountable response to complaints across PF&S Ltd ○ This quality procedure is in line with the overall Customer Service Strategy and industry 'best practise'
Services Covered	<ul style="list-style-type: none"> ○ All Services
Document Control	<ul style="list-style-type: none"> ○ F31, F99
Date	<ul style="list-style-type: none"> ○ 18.01.2021
Author	<ul style="list-style-type: none"> ○ T Massey
Reviewed by	<ul style="list-style-type: none"> ○ Philip Critchlow


	AUTHORISED BY:	DOCUMENT REF:	IP019
	Tina Massey	ISSUE NUMBER:	0.2
		DATE:	18.01.2021
Complaint Handling Procedure			Page 1 of

Process Overview

The following key steps must be followed for all customer complaints received by Company staff:



The requirements for each of these steps is detailed below


	AUTHORISED BY:	DOCUMENT REF:	IP019
	Tina Massey	ISSUE NUMBER:	0.2
		DATE:	18.01.2021
Complaint Handling Procedure			Page 1 of

1 Receive & classify

Summary

Ensure that all potential issues are captured by the organisation, and classified for escalation, review and action as required.

- Any complaint, issue or negative customer interaction (whether this is formally logged by the customer or not), must be logged and classified for action.
- All of these complaints must be formally logged on the spreadsheet
- All complaints must be prioritised as follows:
 - **Priority 1 – urgent**, potential high business impact. **These require a response to the customer within 3 working days.**
 - This should be used (sparingly) for major issues where the customer may be either a large national supplier, or any customer who is considering moving their business from PF&S Ltd
 - Also this could be used in a situation where the customer may be in a position to influence or make public statements that would impact upon PF&S Ltd brand or reputation.
 - **Priority 2, - non-urgent**, lower business impact. This requires a response to the customer within 2 working weeks.
 - This should be used for most complaints with individual customers, as this allows a reasonable time to collect information and produce a balanced response.
- Discretion and flexibility should be exercised in prioritising all complaints
- The staff member logging the complaint should review the complaint and it's priority with the Office Manager before proceeding to the next step.
- Office Managers will decide on the appropriate person(s) to carry out subsequent steps, including the investigation.
- All Priority 1 complaints must be escalated immediately to the Office and/or Contracts Manager.

	AUTHORISED BY:	DOCUMENT REF:	IP019
	Tina Massey	ISSUE NUMBER:	0.2
		DATE:	18.01.2021
Complaint Handling Procedure			Page 1 of

2 Acknowledge

Summary

Ensure that every complaint receives a formal written acknowledgement, containing an expectation of when they will receive a response, and the person dealing with it.

- All complaints, regardless of priority, should receive a pro forma (see below) acknowledgement sent out 1st class mail on the day of receipt.

3 Investigate

Summary

Follow up all aspects of the complaint, both internal and external, to ensure that the key facts are identified and clarified.


- The priority of the complaint will drive the timescale for completion (3 days for urgent or 2 weeks for non-urgent).
- All areas of interaction and communication should be established (who, what, where, when, why etc) and documented where possible.

4 Resolve & Confirm

Summary

Ensure that the final resolution is clear and fair. Also confirm the proposed action and resolution with another senior person.

- Ensure that the proposed resolution meets corporate guidelines and does not prejudice PF&S Ltd in any unnecessary legal or financial manner.
- Document the proposed action and discuss and agree with Office and/or MD.
- Discuss and review the solution from both the corporate and customer viewpoint to ensure fairness and clarity.

	AUTHORISED BY:	DOCUMENT REF:	IP019
	Tina Massey	ISSUE NUMBER:	0.2
		DATE:	18.01.2021
Complaint Handling Procedure			Page 1 of

- The review should include recognition and documentation of any underlying issues that have contributed to the complaint and recommendations for actions to prevent further occurrence.
- This should then be reviewed as part of the Annual Management Review Meeting.

5 Respond to Customer

Summary

Provide the customer with the resolution within the timescales promised.


- The details of the findings and proposed resolution should be clearly explained (in written/email or verbal form as appropriate) to the customer- within the agreed timescales.
- If this cannot be done on time the customer should be contacted by telephone to request further time.

6 Follow up

Summary

Ensure that complaints are followed up to confirm that customers are satisfied with the response given.


- All Priority 1 complaints and 95% of priority 2 complaints must be followed up within a reasonable timescale.
- This will be carried out by the office staff.
- The follow up should identify the following
 - Is the customer satisfied with the response?
 - Did they feel that their complaint was properly and fairly handled?
- Any negative responses to these questions should be referred to Office Manager for action and direct follow up with customers.

	AUTHORISED BY:	DOCUMENT REF:	IP019
	Tina Massey	ISSUE NUMBER:	0.2
		DATE:	18.01.2021
Complaint Handling Procedure			Page 1 of

QA & Close

Summary
 Ensure that the organisation as a whole is aware of complaints and any underlying issues. Plan actions to remove these and prevent future recurrence.


- All complaints should be reviewed annually at Management review meetings.
- Any complaints where action can be taken to avoid recurrent must be acted upon and raised with the appropriate managers/teams across the organisation.

	AUTHORISED BY:	DOCUMENT REF:	IP019
	Tina Massey	ISSUE NUMBER:	0.2
		DATE:	18.01.2021
Complaint Handling Procedure			Page 1 of


Complaint logging form

Key Details required

Raised by	PF&S Ltd staff member receiving and logging the complaint
Date	Date and time received
Complaint Reference No.	System generated
Customer Name	Customer Name
Customer Address	Customer Address
Customer Contact number	Customer Contact number
Service Contract type	Customer's current contract (if any)
Product or service referred to	Fault
Description	Description of complaint – details
Business Impact	Description of impact on customers business/operation
Priority	Complaint priority 1 – urgent 2- non-urgent
Acknowledgement	Date letter sent

	AUTHORISED BY:	DOCUMENT REF:	IP019
	Tina Massey	ISSUE NUMBER:	0.2
		DATE:	18.01.2021
Complaint Handling Procedure			Page 1 of

Owner/assigned to	
Corrective action/resolution	Details of findings and proposed solution
Resolution confirmed by	Date and owner
Customer Contacted	Date and owner
Customer Followed up	Date and owner
Long term actions required	
Issues and actions accepted	Date and owner

	AUTHORISED BY:	DOCUMENT REF:	IP019
	Tina Massey	ISSUE NUMBER:	0.2
		DATE:	18.01.2021
Complaint Handling Procedure			Page 1 of

Acknowledgement letter

Dear

Thank you for contacting us today with your complaint/problem.

We are sorry that you have had to do this and apologise for any inconvenience this has caused you.

We view complaints as positive and helpful feedback and will do everything we can to resolve this fairly and quickly to your satisfaction.

We aim to respond to you within 3 days/2weeks with a suitable resolution.

Should you need to contact us again regarding this matter, your reference number is xxxxxxxx.

I look forward to reaching a suitable resolution to this matter and thank you again for taking time to raise this with us.

Yours

(Owner)